



FAST FX+ INSTRUCTIONS



YOUR FAST MODEL



FX+ swivel

anti-twist rope
(on request)

FAST ASYMMETRIC SPINNAKER THIMBLE					
Model	FX/FX+/FXT Model	Jaw width (mm)	Height (mm)	Weight (g)	Reference
FAST 1500	1500	15	65	222	43230001540
FAST 2500	2500	17,5	82	426	43230002540
FAST 4500	4500	19	92	581	43230004540
FAST 7000	7000	26	119	1114	43230007040
FAST 12000	Please contact us				
Custom					

FROM GENNAKER TO ASYMMETRIC SPINNAKER

FAST thimble adjusted to the jaws of the FX+/FX/FXT models

- Captive quick release pin
- Rotating tack fitting with Torlon® balls

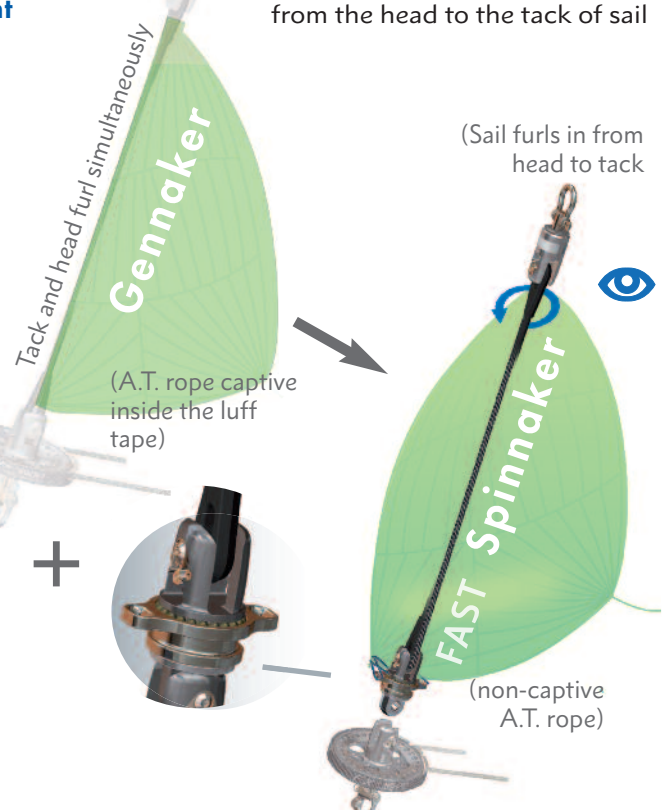
Safe tack attachment

Tack attaching rope included

From Gennaker or Cod zero to the asymmetric Spinnaker


- with the Fast adapter, the anti-twist rope rotates up to the top and then transmits the rotation from the head to the tack of sail

(See FX+ Gennaker and Code zero furler instructions)



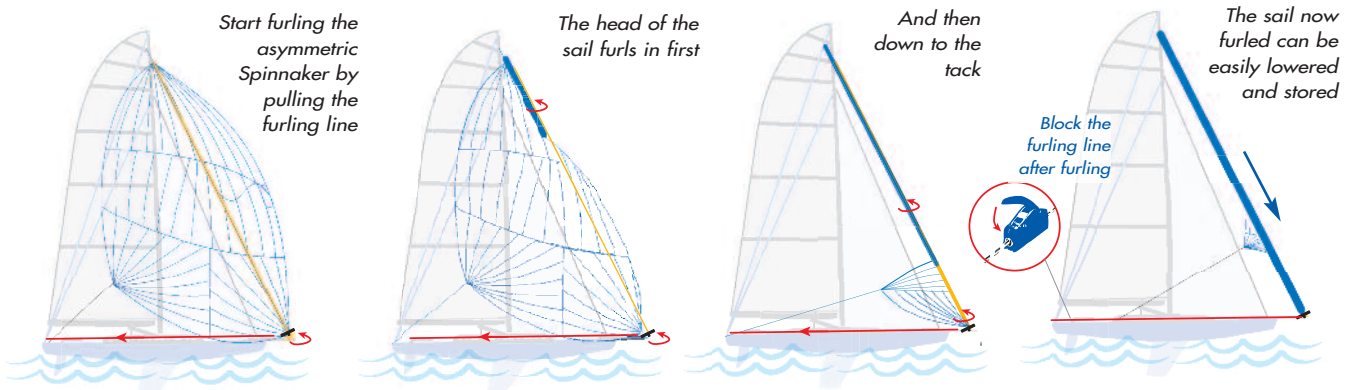
Ref. 29160040105 ind. A

2. ASYMMETRIC SPINNAKER ATTACHMENT



USE INSTRUCTIONS

1. TOP-DOWN FURLING :



2. USE PRECAUTIONS

- The preparation and the hoisting precautions are the same as for the FX+ Gennaker furlers (see corresponding instructions);
- At the beginning of the handling, check that anything prevents the head of the sail from free furling;
- In light air, if necessary increase the pressure in the sail by slightly sailing upwind.



Always check if anything prevents the head of the sail from free furling.

3. MAINTENANCE :

- Rinse the mechanisms after use.



Please do not hesitate to contact Facnor sales team (info@facnor.com) or agents if you have any queries : info@facnor.com